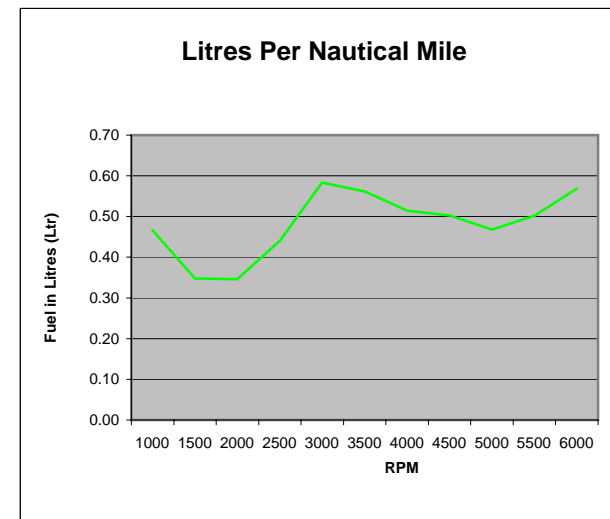
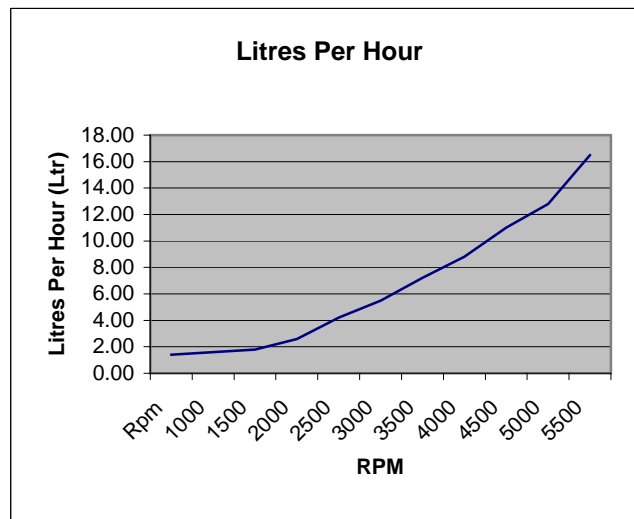
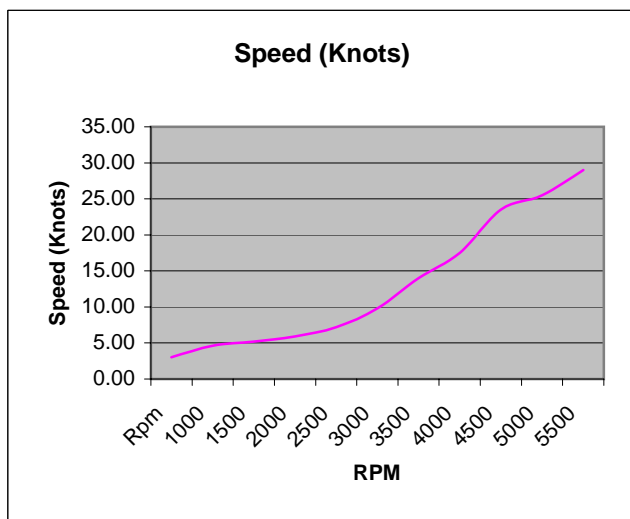




Ribcraft 4.8 Test Data

Boat:	Ribcraft 4.8	Engine:	Honda BF50
Length:	4.8 metres	Prop Size:	14 Alloy
Beam:	2.1 metres	Steering:	NFB Cable
Console:	FS Double	Person:	2 Onboard
Seats:	2	Weight:	390 Kgs Inc Engine
Fuel Tank:	2x25 Ltr	Fuel Load:	50 Ltr

Rpm	1000	1500	2000	2500	3000	3500	4000	4500	5000	5500	6000
Speed (Knots)	3.00	4.6	5.2	5.9	7.2	9.8	14	17.5	23.5	25.5	29
Litres Per Hour	1.40	1.6	1.8	2.6	4.2	5.5	7.2	8.8	11	12.8	16.5
Litres Per Nautical Mile	0.47	0.35	0.35	0.44	0.58	0.56	0.51	0.50	0.47	0.50	0.57



Ribcraft Ltd | Edward Close | Houndstone Business Park | Yeovil | Somerset | BA22 8RU | UK

Web: www.ribcraft.co.uk | E-mail: sales@ribcraft.co.uk | Tel: 01935 411846

These measurements are based on the stated boat and may vary with different specification

