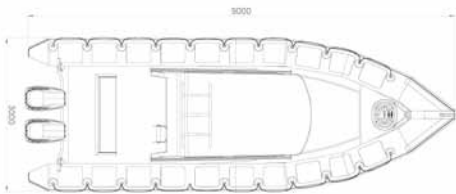




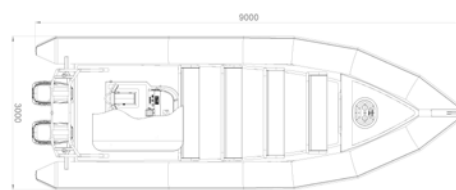
The Construction

Ribcraft 9.0 Offshore is an incredibly strong craft, from her cross linked inner matrix construction and commercial lay up to her extended tube flange resulting in a boat of immense strength and longevity.

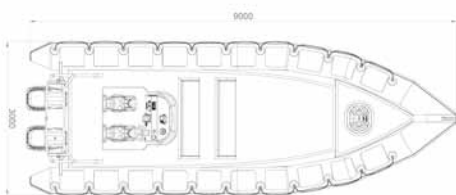
The tubes are bonded to the hull over an extended tube flange that gives them far superior bonding strength between tube and hull than conventional flanges. The end product is an immensely strong hull and tube that meets M.C.A. approval.



9.0 Wheelhouse



9.0 Sea Safari



9.0 Open

Ribcraft can customise the Internal layout for many applications, the Ribcraft 9.0, was designed by the late George Marvin who was generally recognised in the industry as the most experienced designer of Rigid Inflatable Boats. With a classic high sheer bow and convex warped hull to her generous 3.0 metre beam, this boat is the answer for the serious offshore user.

Ribcraft 9.0 Offshore will carry, crew, payload or passengers over long distances maintaining respectable speeds whatever the conditions. She is the ideal choice for the dedicated professional and can be customised to individual specifications whatever the intended usage. Propelled by either outboard or inboard engine she gives a sparkling performance and her responsive handling makes her a pleasure to helm in any sea state.

RIBCRAFT 9.0 Features

- Deep Vee Hull
- Hypalon Tubes
- Rugged Construction
- Custom Build

